

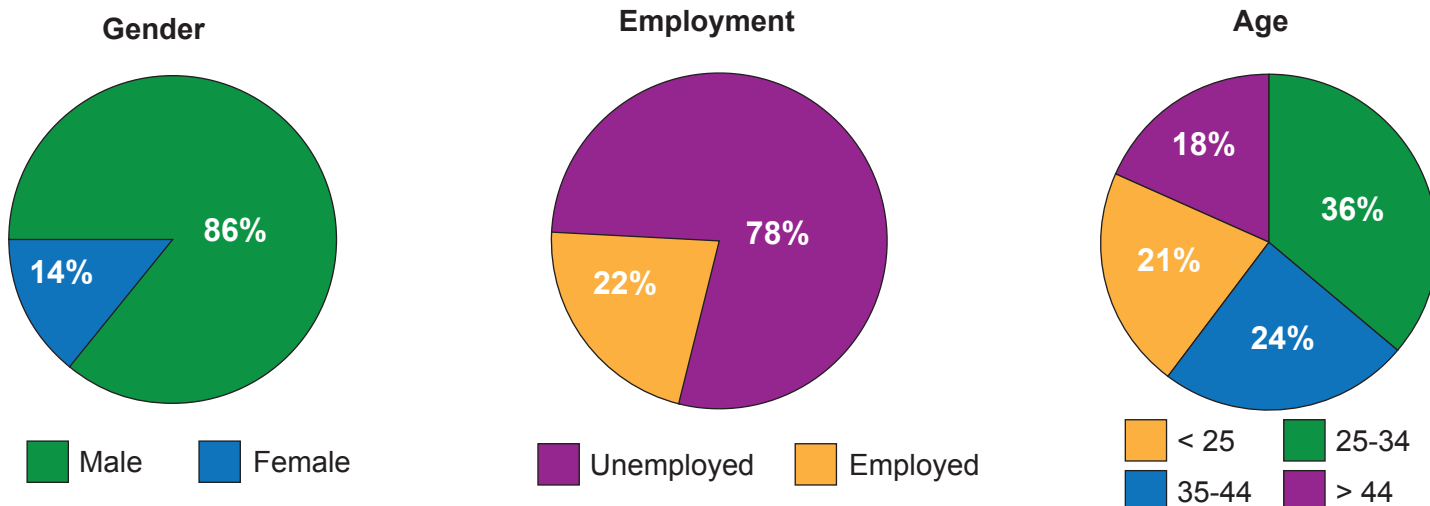


WHO IS IN THE SPOKANE COUNTY JAIL - 2012:

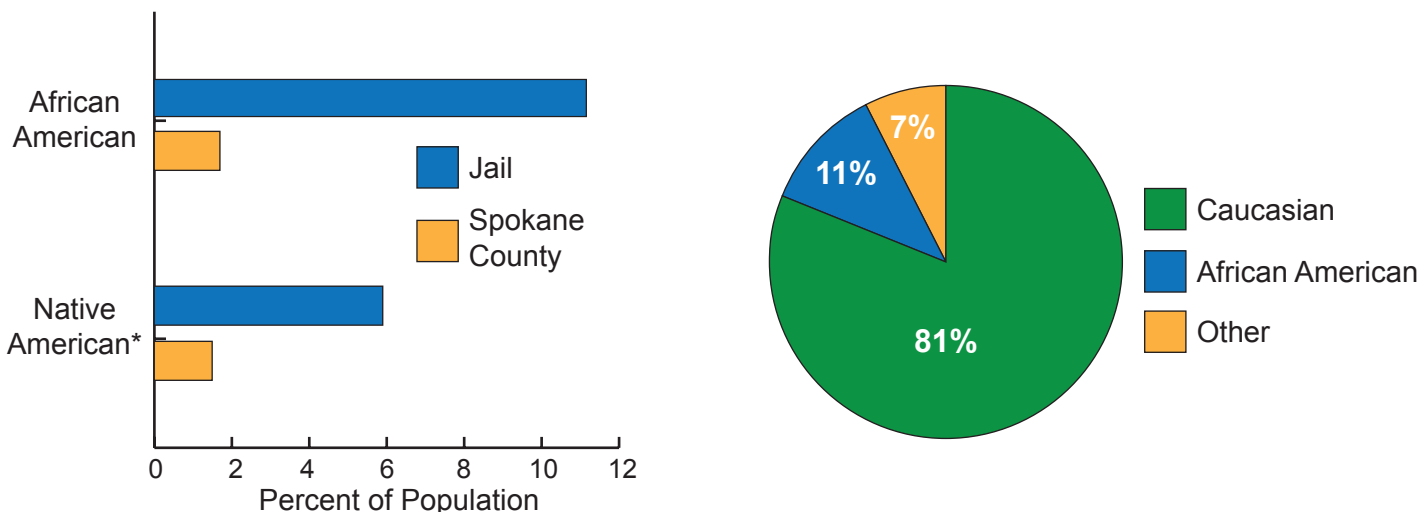
Visit us at www.smartjusticespokane.org

Introduction: The Smart Justice Campaign requested information from Spokane County to understand who is in our jail and how our criminal justice system impacts our community. About half of the inmates in the Spokane County Jail are in jail for non-violent offenses. There is a strong disproportionate representation of people of color in the Spokane County Jail. It is estimated that 60-65% of the inmates have substance abuse and/or mental health issues. In a study of 100 inmates, 56% were chemically dependent and 66% wanted alcohol and drug treatment. Thirty-six percent have received mental treatment and 38% wanted mental health counseling.

Spokane County Jail Population and Demographics:



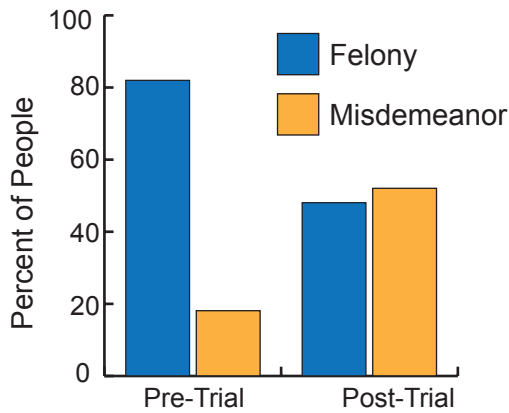
Race and Disproportionate Representation:



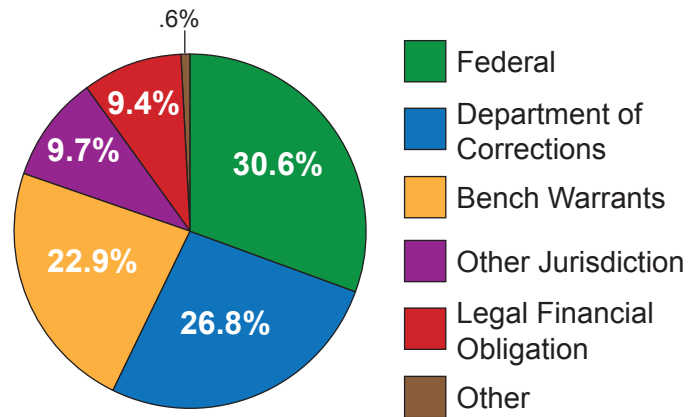
*Based on booking data from 2011. 2012 data was requested but not received.

Number of People in Jail: Pre-trial: 400 (48%) Post Trial: 121 (15%) Hold: 311 (37%)

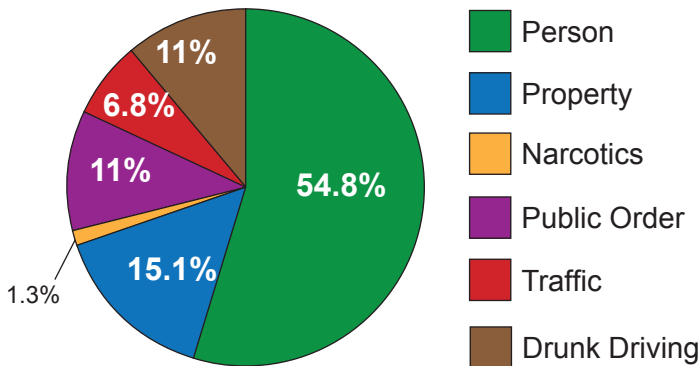
Post/Pre-Trial:



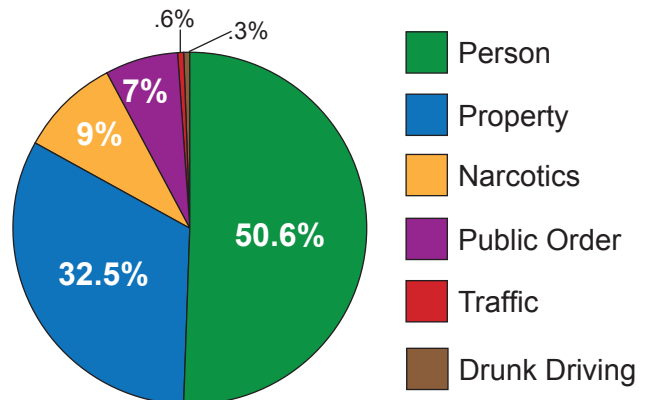
Holds:



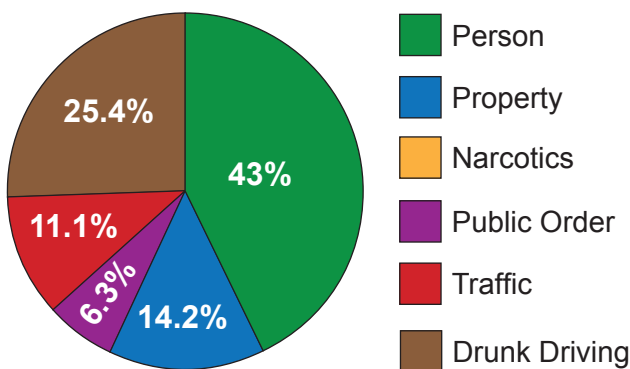
Pre-Trial Misdemeanor



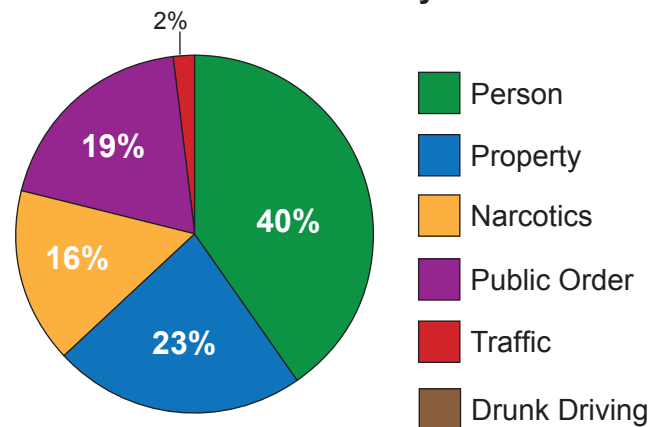
Pre-Trial Felony



Post-Trial Misdemeanor



Post-Trial Felony



Sources

David Bennett Presentation to the Spokane Regional Criminal Justice Commission, March 27, 2013

Statistics from: Spokane County, Inmate Risk & Need Study, David Bennett & Donna Lattin, March 2, 2011; Leon Evans, Report to County Commissioners, 6/27/12

2011 ethnicity booking statistics from Lt. Sparber, email July 22,2012.

Spokane County Statistics from: U.S. Census Bureau, State & County Quick Facts, <http://quickfacts.census.gov/qfd/states/53/53063.html>